



The Catholic Women's League of Canada

## Resolutions Workshop

A Guide to the:  
Development, Adoption and  
Review of Resolutions

# Resolutions Workshop: Presentation Guidelines and Speaker Notes

## Table of Contents

PRESENTATION GUIDELINES.....	1	SLIDE 37: FORMAT OF THE BRIEF WITH POSTING ON THE NATIONAL WEBSITE ....	10
RESOLUTIONS WORKSHOP SPEAKER NOTES .....	2	SLIDE 38: FINAL STEPS: SUBMISSION FORMAT.....	10
SLIDE 1: WORKSHOP INTRODUCTION .....	2	SLIDE 40: THE “CHECKLIST FOR REVIEWING RESOLUTIONS” .....	11
SLIDE 2: OBJECTIVES OF THE WORKSHOP ....	2	SLIDE 41: USING THE CHECKLIST .....	11
SLIDE 3: GETTING STARTED .....	3	SLIDE 44: FORMAL PRESENTATION AND ADOPTION OF A RESOLUTION.....	12
SLIDE 4: DEVELOPING AN IDEA .....	3	SLIDE 47: NATIONAL RESOLUTIONS SUBCOMMITTEE REVIEW AND DISPOSITION .....	13
SLIDE 6: PUTTING TOGETHER A SUBCOMMITTEE.....	3	SLIDE 53: TYPES OF DISPOSITION: NATIONAL LEVEL .....	14
SLIDE 8: DEVELOPING THE RESOLUTION.....	4	SLIDE 53: RECOMMENDATION FOR PRESENTATION AT THE NATIONAL CONVENTION/AMM.....	14
SLIDE 9: STRUCTURING THE RESOLUTION .....	4	SLIDE 54: RECOMMENDATION PENDING DISCUSSION IN AUGUST .....	14
SLIDE 10: STRUCTURING THE RESOLUTION: RESOLVED CLAUSES .....	4	SLIDE 55: RECOMMENDED TO BE FORWARDED TO A NATIONAL CHAIRPERSON FOR ACTION.....	14
SLIDE 12: STRUCTURING THE RESOLUTION: BRIDGING CLAUSES.....	5	SLIDE 56: NOT RECOMMENDED FOR PRESENTATION AT THE NATIONAL CONVENTION/AMM.....	15
SLIDE 14: RESEARCHING THE TOPIC .....	5	SLIDE 57: RESOLUTIONS SUBCOMMITTEE RECOMMENDATIONS.....	15
SLIDE 15: RESEARCHING AND GATHERING SUPPORT FOR THE RESOLUTION .....	5	SLIDE 58: IMPLEMENTING THE ADOPTED RESOLUTION .....	15
SLIDE 19: WRITING THE BRIEF .....	6	SLIDE 59: REACHING THE INTENDED CONTACTS .....	15
SLIDE 20: WRITING THE BRIEF: ORGANIZING RESOURCE MATERIAL.....	7	SLIDE 60: THANK YOU .....	16
SLIDE 22: WRITING THE BRIEF .....	7	SLIDE 61: AT THE END OF THE DAY, WE ARE DOING GOD’S WORK .....	16
SLIDE 23: WRITING THE BRIEF: OTHER CONSIDERATIONS .....	7	SLIDE 62 QUESTIONS AND THOUGHTS.....	16
SLIDE 26: WRITING THE BRIEF: IN-TEXT CITATIONS .....	8		
SLIDE 27: WORKS CITED (REFERENCE LIST). 8			
SLIDE 31: ACTION PLAN .....	9		
SLIDE 33: FINAL STEPS .....	10		
SLIDE 36: WORKS CITED LIST: FINAL SUBMISSION FORMAT .....	10		

## PRESENTATION GUIDELINES

Start the presentation or workshop with your council's Treaty Land Acknowledgement.

Start and finish each presentation of workshop with a prayer. Many prayers can be found on the national website (cwl.ca).

The workshop is divided into sections that can be used as individual presentations. The entire workshop could also be part of a half-day workshop with hands-on experience working with sample resolutions.

Each slide has its own set of speaker notes. It is important to stay close to the content contained in the notes.

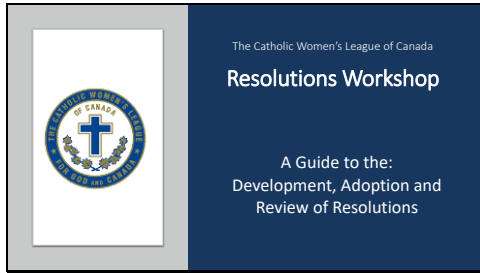
There are often directions in the speaker notes to review the content on the slide. Try to avoid reading the slide content but rather paraphrase and emphasize the key message(s) on the slide.

The printed speaker notes found in this document can be used for a workshop or presentation if preferred. The speaker notes are also included within the PowerPoint presentation and will appear as part of the computer presentation if using current versions of PowerPoint in "presenter mode."

For the following section of speaker notes, a dark blue font introducing a PowerPoint slide indicates the start of a specific section of the workshop, such as "Developing the Resolution", "Writing the Brief," etc. The light blue sub-headings indicate the start of a group of slides with content specific to a topic within the section. Any subsequent slides addressing the same topic as the sub-heading, appear in black.

# RESOLUTIONS WORKSHOP SPEAKER NOTES

## SLIDE 1: WORKSHOP INTRODUCTION

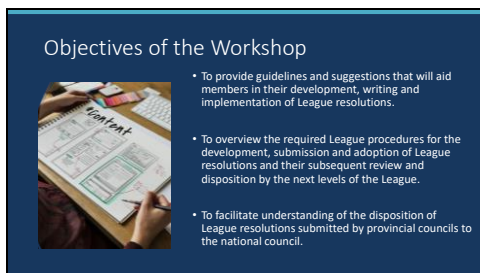


This workshop has been prepared to assist members in researching and developing a resolution in preparation for its adoption. It also contains information for the review of a resolution by a resolutions subcommittee.

Resolutions play a significant part in the League's work by providing a voice for members to governments and organizations on topics of interest and concern. As far back as 1922, at a national convention, members were challenged to "take up some work of a national character that affects into the life of the whole country."

Resolutions can be a powerful tool "to infuse a Christian spirit into the temporal order" (*Decree on the Apostolate of the Laity*). The League can serve the Roman Catholic Church's mission and be a Christian witness through resolutions. Through the intercession of our patroness, Mary, Our Lady of Good Counsel, prayer should accompany the resolution development process, asking the Holy Spirit to "give light to our minds and strength to our wills."

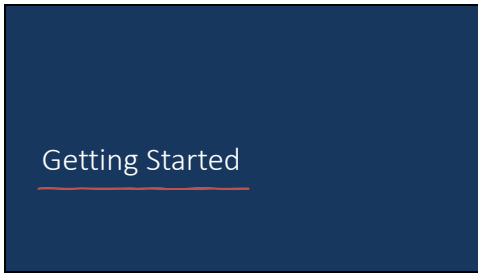
## SLIDE 2: OBJECTIVES OF THE WORKSHOP



The information in this workshop is based on the *Resolutions Handbook*, which sets out policies and procedures to guide the resolutions process.

**\* Review objectives on the slide.**

## **SLIDE 3: GETTING STARTED**



This section of the workshop provides background for taking an idea for a resolution through to starting the actual development of the resolution by putting together a committee.

## **SLIDE 4: DEVELOPING AN IDEA**

Before starting any formal development on a resolution, it is important to verify that a League resolution has not already addressed the topic. There may be archived resolutions on the same issue you are interested in. However, a new resolution may be warranted if there has been a change since it was adopted and the topic is again current and relevant. For example, a resolution could be archived if a government bill addressed its concern; however, it would be appropriate for a new resolution if a subsequent bill were introduced to overturn or broaden the previous legislation.

A new resolution must conform with established positions and policies in the League's published position papers and adopted national resolutions, policies and procedures.

## **SLIDE 5: DEVELOPING AN IDEA**

Any member can bring forward an idea for a resolution. However, the intended recipient to act on the resolution (its destination) needs to be identified when the topic is being explored.

It is important to connect with the chairperson of social justice at the next level of the League so that she is aware of the possibility of a resolution. This aids in her planning, and she can provide helpful information, such as assistance with developing the resolution and the deadline date for submission. The timeline must include the deadline date for adoption by the originating council and be before the deadline date to submit it to the next level.

## **SLIDE 6: PUTTING TOGETHER A SUBCOMMITTEE**

A resolution is not a project that belongs to an individual member or team; instead, an adopted resolution becomes a formal position of the League's membership. Members should be proud of their work and contribution through resolutions and gifting them to the organization. As the resolution progresses through the League, it belongs to the council entrusted with presenting it for adoption at its AMM. It should be expected that resolutions may change in wording or content. However, the intent is always maintained as the resolution progresses toward its destination.

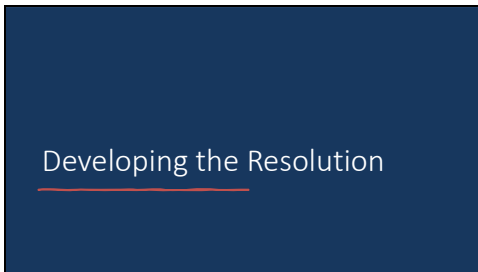
## **SLIDE 7: PUTTING TOGETHER A SUBCOMMITTEE**

The integrity and reputation of the League depend on well-researched and credible resolutions. Resolutions need to be original in development. Those researched by other groups or organizations will not be accepted.

The spiritual advisor serves on the committee because all resolutions shall conform to Roman Catholic Church teaching and doctrine. Developing a resolution can be made easier and less time-consuming if some committee members have skills related to developing resolutions or expertise on the topic.

All members are encouraged to learn about resolutions by participating on a subcommittee and attending workshops.

## SLIDE 8: DEVELOPING THE RESOLUTION



This section provides information on writing resolved clauses and bridging clauses and the difference between them—even though they both begin with the word “resolved.”

## SLIDE 9: STRUCTURING THE RESOLUTION

It is important to refer to the “Checklist for Reviewing Resolutions” as it contains the prerequisites for all resolutions to be considered at all levels of the League, especially the national level. The *Resolutions Guide* is a quick reference to aid in writing a resolution and is supplemental to the *Resolutions Handbook*. The handbook should always be the primary reference for writing a resolution as it contains more extensive information. Knowing the checklist’s requirements from the start helps serve as a guidepost for developing a resolution.

The “whereas clauses” were removed in 2019, although you will still see them in resolutions adopted before this date. The reasons behind the decision not to use “whereas clauses” include:

- Some members who approve of the action proposed (resolved clause) may dislike voting for the motion if it states reasons (whereas clauses) with which they disagree.
- At past conventions, the debates’ focus was often caught up in the wording of “whereas” clauses rather than the merit of the resolved clause(s).

## SLIDE 10: STRUCTURING THE RESOLUTION: RESOLVED CLAUSES

The resolution’s objective must be captured in its resolved clause(s).

The resolution’s origin will change as it is adopted through the various levels of the League on its way to its intended destination for action. For example, a resolution originating at a parish level and submitted to the diocesan level for adoption will be treated as a diocesan resolution when brought forward at the diocesan AMM. In other words, the originating council will now be the diocesan council’s name rather than the parish council’s. The same holds true as the resolution progresses to the provincial and national levels. So, even though a resolution originated at a parish level, it is presented for adoption as a national resolution at the national AMM when the national level is the intended destination for the resolution.

Despite the change in the name of the originating council, the destination and intent always remain the same when a resolution is presented for adoption.

If adopted at the national level, it becomes a national resolution and can be published in *The Canadian League* and posted on the national website. However, any identification of the submitting provincial council and standing committee designation will not be published.

### **SLIDE 11: STRUCTURING THE RESOLUTION: RESOLVED CLAUSES**

You will capture the essential components of writing a resolved clause if you can remember the words *who, through, to* and *what*.

**\* Review the content on the slide.**

### **SLIDE 12: STRUCTURING THE RESOLUTION: BRIDGING CLAUSES**

Even though bridging clauses start with the word “resolved,” they differ by the request they contain. These clauses *bridge* a resolution from one level of the League to the next.

**\* Review the content on the slide.**

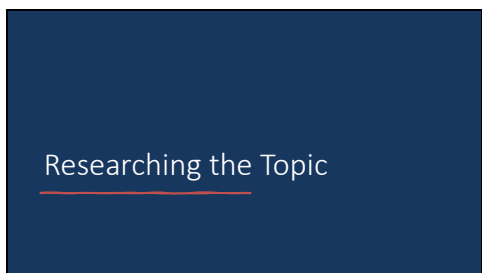
### **SLIDE 13: STRUCTURING THE RESOLUTION: BRIDGING CLAUSES**

There are specific resolved clauses to enable bridging a resolution from one level of the League to the next towards its final destination. The examples in the *Resolutions Handbook* provide wording to be used by parish councils as well as the other levels.

**\* Review the content on the slide.**

As with the resolution's resolved clause(s), the bridging clause(s) must be revised by the receiving resolutions subcommittee at the next level of the League to make them applicable to that level and to enable bridging the resolution towards its final destination.

### **SLIDE 14: RESEARCHING THE TOPIC**



The quality of the research into the topic provides credibility for the resolution and protects the League's integrity and reputation. This section offers guidance on gathering evidence to support the resolution's position and organizing the information.

### **SLIDE 15: RESEARCHING AND GATHERING SUPPORT FOR THE RESOLUTION**

The information to support a resolution can be varied and may come from multiple sources, including print, online, digital and broadcast media. For a resolution directed to an organization, it is also important

to determine if it is national or local, its mission statement, its history, culture and values (“about us”), and its resources related to the topic.

Use the keyword search to find resources on the League’s website.

Staying organized with the information gathered is crucial as it will be the basis for writing the brief and preparing the reference list. It is also essential to entertain opposing viewpoints regarding the topic and be able to defend the position taken by the resolution.

### **SLIDE 16: RESEARCHING AND GATHERING SUPPORT FOR THE RESOLUTION**

**\* Review the slide content.**

The RADAR Tool handout can be found as an appendix in the *Resolutions Handbook*.

Using a whole document or publication is unnecessary if some information is irrelevant to the resolution. It is permissible to select only paragraphs or pages from a document or publication as references to support the resolution's intent. These excerpts will be part of the reference material folder.

### **SLIDE 17: RESEARCHING AND GATHERING SUPPORT FOR THE RESOLUTION**

Poll results can be helpful to support the significance of the resolution topic or issue. It can be confusing, however, to decipher their reliability and validity. Therefore, if little information is available regarding the poll procedures and the focus of the questions, the poll results should not be used as a reference.

**\* Review the slide content.**

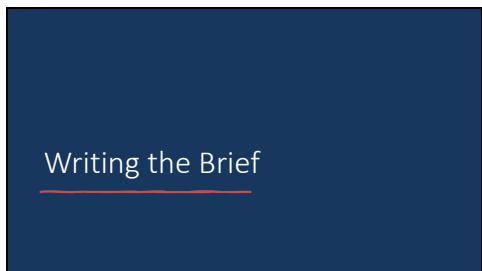
### **SLIDE 18: RESEARCHING AND GATHERING SUPPORT FOR THE RESOLUTION**

Guidance and information from others with specialized knowledge and understanding of the topic/issue can strengthen a resolution.

The subcommittee should provide the council with its research progress and determine whether to proceed in developing the resolution to completion.

**\* Review the slide content.**

## **SLIDE 19: WRITING THE BRIEF**



This section explains in detail the elements of a brief and the requirements to meet the writing standards and League criteria. The brief presents the evidence by order of importance to support the resolution. It should be informative and persuasive of the action in the resolved clause.



## SLIDE 20: WRITING THE BRIEF: ORGANIZING RESOURCE MATERIAL

The organization of resource material is an individual preference. Some may use electronic means, while others may prefer to do it in print using highlighting, sticky notes etc.

In writing the brief, selecting excerpts of a paragraph or quotations from a document or publication that support the resolution's intent is recommended.

**\* Review the content of the second set of statements on the slide.**

## SLIDE 21: WRITING THE BRIEF: ORGANIZING RESOURCE MATERIAL

It is important to take an organized approach in writing the brief so the argument supporting the resolution develops logically. Being limited to one page makes it important to present only the most significant facts directly related to the resolution.

The strength of the argument relies on the information presented in the brief. It should convince others of the significance of the viewpoint and the resolution's requested action.

## SLIDE 22: WRITING THE BRIEF

These components of a brief described in this slide conform with the criteria used during the subcommittee's review and vetting process. They are detailed in the *Resolutions Handbook* and are a requirement of the "Checklist for Reviewing Resolutions." If the brief is not constructed this way, the resolution will likely be returned for further development and revision.

**\* Review the slide content.**

## SLIDE 23: WRITING THE BRIEF: OTHER CONSIDERATIONS

An example of maintaining a dignified and respectful tone is, "the federal government is urged to ..." instead of "the federal government must; has a responsibility to...."

For a nonpartisan stance, quoting government documents in the brief is appropriate. However, there must be no mention of a political party or elected officials at any level of government.

**\*Review the last statement on the slide that leads into the next slide.**

## SLIDE 24: WRITING THE BRIEF

**\*Review the slide content.**

## SLIDE 25: WRITING THE BRIEF: OTHER CONSIDERATIONS

Correct formatting, grammar and use of references are significant elements that underlie the credibility of the information in the brief.

It is sometimes helpful to have someone who has not worked on the resolution review the completed brief for editing and provide feedback.

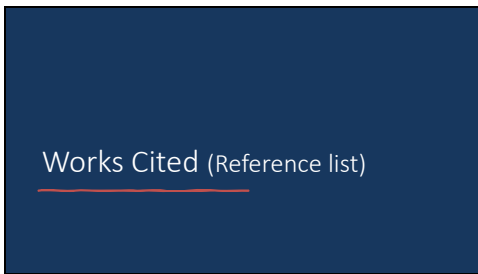
**\*Review the slide content.**

## SLIDE 26: WRITING THE BRIEF: IN-TEXT CITATIONS

The League uses Modern Language Association (MLA) formatting for all reference citations in the text of the brief. In-text citations are placed at the end of a sentence, as in the image on the slide, although they may also appear elsewhere in the sentence. In-text citations are also referred to as parenthetical references. It is important to use the most current version of MLA format. Many university online writing lab websites provide detailed information regarding MLA in-text citations.

Highlight in-text citations in the resource material, as it is required for the resolutions subcommittee's review and vetting process. The resolution may be returned if this is not done.

## SLIDE 27: WORKS CITED (REFERENCE LIST)



As with in-text citations, the League uses MLA formatting for the list of references. This section details constructing the works cited list (reference list). The works cited only lists direct references used in the brief. It differs from a bibliography which would include all sources of material reviewed in the preparation of the resolution. Resource material consulted but not referenced should not appear on a works cited list. For example, a newspaper article that gave the idea for a resolution is not considered a reliable resource and would not appear in the works cited.

## SLIDE 28: WORKS CITED LIST

The references in the works cited list must correspond directly with in-text citations quoted or paraphrased in the brief.

The greater the number of direct, reliable sources supporting the resolution's stance strengthens the argument and makes it more impactful.

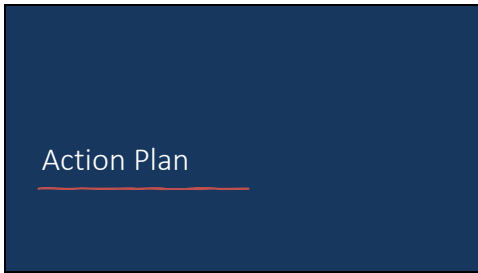
## SLIDE 29: WORKS CITED

This is an example of a list of references as they would appear in a works cited list, using MLA formatting version 9.

## SLIDE 30: WORKS CITED

MLA formatting requires an alphabetical listing of references in a works cited list with an indentation of five spaces. However, the League also requires that the alphabetical list of references be assigned sequential numbering corresponding to the index tabs of resource material submitted with the resolution. It helps the resolutions subcommittee cross-reference the brief's in-text citations with the resource material when reviewing and vetting the resolution. As a result, it is permissible for the works cited list in a resolution to not comply with the MLA requirement of the five spaces indent.

## SLIDE 31: ACTION PLAN



Resolutions are a point of pride for the League. However, developing a resolution is the work of a few. Without the membership following through on the recommended action plan, the resolution remains ineffective in its intended advocacy. There is no guarantee that meetings with government by national and provincial councils will result in elected officials paying attention to concerns and requested action(s) sought by a resolution. It is through actions such as letter writing by members and their education and awareness about the topic that influences the impact and outcome intended by the resolution. A resolution is merely words on a piece of paper unless members embrace their part to bring it to life through their actions.

## SLIDE 32: ACTION PLAN

Suggestions for action by members include becoming aware, writing letters, inviting speakers and becoming familiar with a particular law, publication, government stance etc.

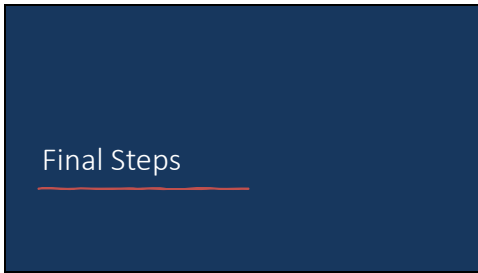
Every standing committee chairperson provides leadership for initiating actions on resolutions in her council by bringing forward an adopted resolution for discussion and awareness and encouraging members to act upon it.

Letter writing effectively allows a member to advocate for the concern(s) addressed in a resolution. Letter-writing campaigns initiated by councils are an effective way of “walking the talk” by adding power to the message through numbers. The more letters the government or organization receives from members, the more impact it should have.

Resolutions are the voice of the League and can be a powerful tool “to infuse a Christian spirit into the temporal order” (*Decree on the Apostolate of the Laity*). The League can serve the mission of the Roman Catholic Church and be a Christian witness through resolutions and the letter-writing by members who lend their voices to the advocacy effort. Doing so is “faith in action.”

**\*Review slide content.**

## SLIDE 33: FINAL STEPS



As with most projects, a resolution must be reviewed in its entirety and requires diligent editing to achieve the best final product. The following section provides information on the steps to completion for submitting the resolution.

### SLIDE 34: FINAL STEPS

Deciding upon a title after the development of the resolution is complete is recommended. It is through writing the brief that keywords emerge that could be captured in a title. The title must reflect the resolved clause(s).

### SLIDE 35: FINAL STEPS

The left margin line numbering allows easy referencing when the resolutions subcommittee reviews and vets the resolution. Line numbering is particularly helpful in a resolutions dialogue session or during the adoption process. In addition, it aids in easy referencing during group discussions.

**\*Review slide content.**

## SLIDE 36: WORKS CITED LIST: FINAL SUBMISSION FORMAT

On the screen is a comparison of the MLA formatted works cited list and how the list appears with line numbering and meets the criteria for submitting a resolution. Because of the added sequential numbering assigned to the works cited list, the indent for the second line of each citation is not required by the League at the time of submission.

## SLIDE 37: FORMAT OF THE BRIEF WITH POSTING ON THE NATIONAL WEBSITE

Here is an example of a brief of an adopted resolution as it would appear when published on the national website. Note that all numbering is removed for current resolutions throughout, except for the action plan.

## SLIDE 38: FINAL STEPS: SUBMISSION FORMAT

A print copy provides universal access to the complete resolution file regardless of the technology available and facilitates the review of resources supporting the resolution. A print copy of the adopted resolution is also necessary for the originating council's records and its archives. The same holds true for the receiving council. Editing the resolution will be required to bridge the resolution from one level of the League to the next. It is also anticipated that other edits may be required. Therefore, PDFs, photographs and scanned image files cannot be accepted.

### **SLIDE 39: FINAL STEPS; SUBMISSION FORMAT**

This is a summary for the finished product.

**\*Refer to slide content and images as actual examples.**

### **SLIDE 40: THE “CHECKLIST FOR REVIEWING RESOLUTIONS”**



The “Checklist for Reviewing Resolutions” has already been introduced as a guide to developing the resolution. It is essential to meet every checklist requirement in the overall resolution review before submitting it for adoption.

### **SLIDE 41: USING THE CHECKLIST**

The checklist has been revised to reflect the requirements for resolutions according to the *Resolutions Handbook*. A checkmark in the right margin indicates that you have reviewed that particular requirement and are satisfied that it has been met.

**\*Review the slide content.**

### **SLIDE 42: USING THE CHECKLIST**

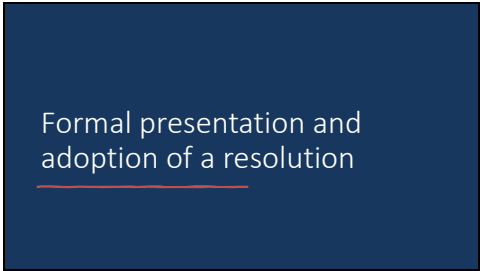
The checklist is used to review a resolution before being presented for adoption and must accompany the resolution when it is submitted to the next level of the League. The cover letter and checklist are the first documents the resolutions subcommittee at the next level will look at. A resolution may be returned if there is a failure to submit a completed checklist or if the checklist is submitted where one of the requirements still needs to be met.

**\*Review the slide content.**

### **SLIDE 43: USING THE CHECKLIST**

Every level of the League is responsible for ensuring that a resolution meets League criteria. Therefore every resolutions subcommittee must complete a new checklist form to verify that its review of the resolution meets the checklist criteria.

## SLIDE 44: FORMAL PRESENTATION AND ADOPTION OF A RESOLUTION



Formal presentation and  
adoption of a resolution

There is often a collective sigh of relief and excitement of anticipation when reaching the point of presenting a resolution for adoption. This is the point of the resolution being gifted to the League.

There is the risk, however, to personalize the adoption process by those who have worked in developing the resolution. Be prepared that your work will be critiqued and edited. Subcommittee members may have to answer questions for clarification, defend the resolution's position, or verify the quality of references. In some circumstances, the resolution may not be adopted. These possibilities can leave a person with feelings of frustration or anger and that they and their work are under attack, not valued or rejected. A member's disposition of "letting go" and being willing to try again is essential. Developing a resolution presents learning experiences, as does the process of adoption as the resolution moves through the levels of the League.

### SLIDE 45: FORMAL PRESENTATION AND ADOPTION OF RESOLUTIONS

A resolution is a motion that is more formal in its structure that introduces new business to the assembly. The rules for presenting a resolution are the same as for other motions. The *Resolutions Handbook* explains in detail the process for the adoption of a resolution by every level of the League.

### SLIDE 46: FORMAL PRESENTATION AND ADOPTION OF RESOLUTIONS

It is essential to be concise and clear when speaking in favour of the resolution when its adoption is open for debate. A rule of thumb is to have a three-minute statement. However, the standing rules of the convention/AMM will specify the amount of time allowed to speak to a motion. Requests for clarification or having to answer questions from the floor do not count in the time limitation.

Refer to the *Resolutions Handbook* for follow-up actions by each level of the League once a resolution is adopted. As a reminder, members can only act upon a resolution once it is adopted at its final destination.

## **SLIDE 47: NATIONAL RESOLUTIONS SUBCOMMITTEE REVIEW AND DISPOSITION**

National Resolutions  
Subcommittee review and  
disposition

The following guidelines direct the review and vetting of resolutions submitted to the national level. Resolutions at all levels should be developed with these guiding principles in mind.

### **SLIDE 48: NATIONAL RESOLUTIONS SUBCOMMITTEE REVIEW AND DISPOSITION**

The national resolutions subcommittee meets after all provincial councils have held their convention/AMM to review the provincial resolutions submitted by the deadline date. Refer to the *Resolutions Handbook* for detailed guidelines used by the national resolutions subcommittee for reviewing and vetting resolutions.

**\*Review slide content.**

### **SLIDE 49: NATIONAL RESOLUTIONS SUBCOMMITTEE REVIEW AND DISPOSITION**

In vetting a resolution, subcommittee members avoid personal bias about the subject matter. The resolution is evaluated on the information submitted and the checklist. It must also satisfy the guidelines for reviewing and vetting a resolution and the criteria for acceptance by the national resolutions subcommittee as published in the *Resolutions Handbook*.

The letter of disposition conveys the outcome of the initial review and states the committee's decision and recommendations to the submitting council regarding the resolution. This allows councils to consider the recommendations.

### **SLIDE 50: NATIONAL RESOLUTIONS SUBCOMMITTEE REVIEW AND DISPOSITION**

The intent of a resolution through its resolved clause(s) cannot be changed by a subcommittee in its review and vetting process.

If the resolved clause is flawed or there is a discrepancy between the resolved clause's intent and the purpose conveyed by the brief, the resolution will be returned. If the brief can be revised to correspond with the resolved clause's intent, the resolutions subcommittee will return the resolution with a specified deadline date for revision and resubmission.

However, if a change to the resolved clause's intent is required, the subcommittee will return the resolution with recommendations that the resolution has merit but requires revision in its entirety. The adoption process would then have to be repeated the following year.

## **SLIDE 51: NATIONAL RESOLUTIONS SUBCOMMITTEE REVIEW AND DISPOSITION**

**\*Review the slide content. The slide provides summary information that is important to reinforce.**

## **SLIDE 52: NATIONAL RESOLUTIONS SUBCOMMITTEE REVIEW AND DISPOSITION**

A disposition letter is used to convey that a council's submission is not a lost effort because it would offer recommendations and guidance. The national executive is hopeful suggestions provided in a disposition letter will be received in the spirit it was intended. The national level remains available to provide guidance and assistance to the submitting provincial council regarding the recommendations.

## **SLIDE 53: TYPES OF DISPOSITION: NATIONAL LEVEL**

### **SLIDE 53: RECOMMENDATION FOR PRESENTATION AT THE NATIONAL CONVENTION/AMM**

**\*Review slide content.**

In this instance, the provincial president should become familiar with the resolution's adoption process at the convention/AMM and arrange for a designate to speak in favour of the resolution when its adoption is opened for debate.

### **SLIDE 54: RECOMMENDATION PENDING DISCUSSION IN AUGUST**

The subcommittee stops further review and vetting when it identifies that additional information is required to strengthen the resolution. The disposition letter will advise what is needed with a specified deadline date.

A further review in August will result in the final disposition letter. The resolutions subcommittee will recommend acceptance of the resolution if it now fulfills the criteria.

The reasons for recommending not to accept the resolution will be provided in the disposition letter if the resolution is returned. The reasons may vary, such as not meeting the deadline date or the additional information still does not adequately support the resolved clause's intent. The national resolutions subcommittee presents its recommendations for each resolution it has received to the national executive, which makes the final decision to accept or return a resolution.

### **SLIDE 55: RECOMMENDED TO BE FORWARDED TO A NATIONAL CHAIRPERSON FOR ACTION**

The integrity and reputation of the League lie in the resolutions put forward for adoption. Each adopted national resolution establishes a League position. The subcommittee tasked with reviewing and vetting resolutions includes appointed members at large, national officers (including the national president) and the national spiritual advisor.

Great care is given to distinguishing between actions requested through the resolved clause(s) and the ability of the national level to act. When a resolution topic is of national interest to members, but the action requested is not feasible at the national level, the subcommittee can recommend that it be forwarded to a national standing committee chairperson for member awareness and action. This ensures the resolution receives national attention and awareness instead of risking the loss of the resolution on the convention floor.



As with all resolutions, the national executive decides whether to accept the recommendations of the resolutions subcommittee.

### SLIDE 56: NOT RECOMMENDED FOR PRESENTATION AT THE NATIONAL CONVENTION/AMM

As mentioned previously, the provincial council can consider resubmitting a resolution that has merit after incorporating the recommendations made by the national resolutions subcommittee and repeating the resolutions adoption process.

When it has been determined by the national executive not to accept a resolution, the complete resolution file will be returned to the provincial council, accompanied by a disposition letter explaining the rationale.

### SLIDE 57: RESOLUTIONS SUBCOMMITTEE RECOMMENDATIONS

The policy that gives authority to the national executive to overturn the recommendations of a resolutions subcommittee is evidence of how seriously the League approaches the review and vetting process. The resolutions subcommittee must present a rationale for every recommendation.

A simple majority is adequate to accept the recommendations of a subcommittee regarding a resolution. The requirement for a two-thirds majority vote for the national executive to not accept a subcommittee recommendation is indicative of and respects the depth of review given to the resolution and the greater knowledge resolutions subcommittee members have regarding the resolution.

### SLIDE 58: IMPLEMENTING THE ADOPTED RESOLUTION

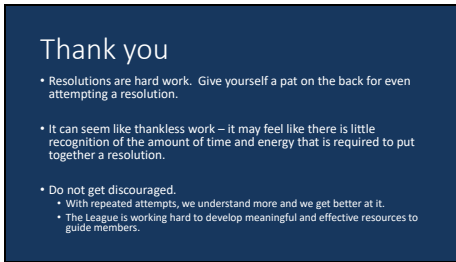


This section is specific to the action required by the executive of a council to carry forward the resolution's request to the intended government level or organization. This brings the resolution's intent to life and is part of the advocacy of resolutions.

### SLIDE 59: REACHING THE INTENDED CONTACTS

When meeting with government officials and, if time allows, resolutions previously presented to government may be revisited by the delegation to inquire about progress made since the last meeting.

## SLIDE 60: THANK YOU



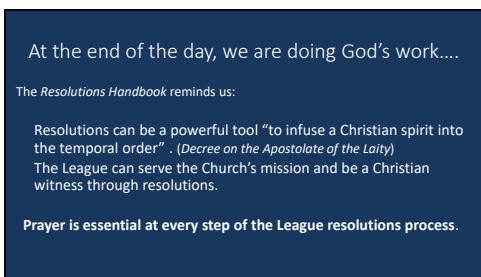
It is recognized that resolutions take effort and time to develop. It can be a challenging journey. However, resolutions are foundational to the League's work. Through them, policy and position papers may be established, programs planned, or concerns and views expressed to governments and organizations.

Developing and gifting resolutions afford opportunities for members to be a part of the direction and work of the organization at all levels and effect change. All efforts by members to develop a resolution are greatly valued and appreciated.

The receiving resolutions subcommittee at each level takes on ownership of a resolution to make it the best it can be before presenting it for adoption. Their efforts are also important and greatly valued.

**\*Review slide content.**

## SLIDE 61: AT THE END OF THE DAY, WE ARE DOING GOD'S WORK



An attitude of humility and service surrounds the development of a resolution. Prayerfully seek the intercession of Mary, our patroness, and she will counsel you along your journey.

**\*Review slide content.**

## SLIDE 62 QUESTIONS AND THOUGHTS

